

Domekt R 200 V

Maximal air flow, m ³ /h	258
Panel thickness, mm	25
Unit weight, kg	42
Supply voltage, V	1~230
Maximal operating current, A	HE 4,7
Thermal efficiency of heat recovery, %	82
Reference flow rate, m ³ /s	0,05
Reference pressure difference, Pa	50
SPI, W/(m ³ /h)	0,35
Filters dimensions B×H×L, mm	285×130×46-M5
Electric power input of the fan drive at reference flow rate, W	27
Electric power input of the fan drive at maximum flow rate, W	66
Electric air heater capacity, kW / Δt, °C	0,8 / 12,3
Control panel	C4.1
Maintenance space, mm	300



The photo is intended for informational purposes only, exact details may vary.

Acoustic data

A-weighted sound power level L_{WA} , dB(A)
at reference flow rate

Supply inlet	53
Supply outlet	66
Exhaust inlet	53
Exhaust outlet	66
Casing	43

A-weighted sound pressure level L_{pA} , dB(A)

10 m² normally isolated room, distance from casing – 3 m.

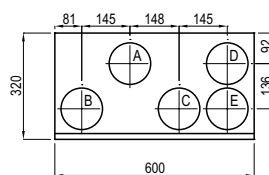
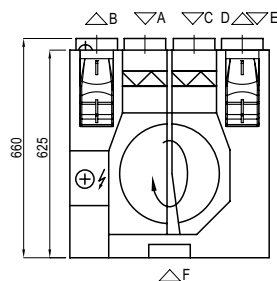
Surroundings	33
--------------	----

Temperature efficiency

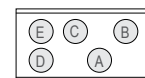
Outside temperature, °C	Winter				
	-23	-15	-10	-5	0
After heat exchanger, °C	11,6	13,5	14,6	15,8	16,9

indoor +22°C, 20 % RH

Shown as left (L1)

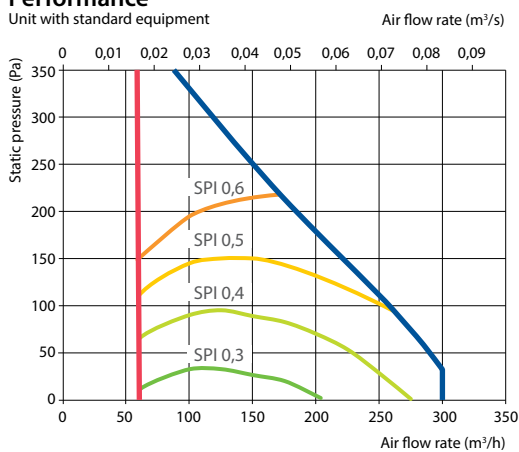


Shown as right (R1)



- A outdoor intake
- B supply air
- C extract indoor
- D exhaust air
- E additional extraction connection (by-pass – extraction without heat recovery)
- F kitchen hood connection (by-pass – extraction without heat recovery)

Performance



Accessories (p. 108)

Closing damper	AGUJ-M-125+LF230/LM230
	A/D AGS-125-50-600-M
Silencer	B/C AGS-125-50-900-M
Water heater	DH-125
PPU	PPU-HW-3R-15-0,4-W1
2-way valve (water heater)	VVP47.10-0,4

Water cooler	DHCW-125
2-way valve (water cooler)	VVP47.10-1,6
Kitchen hood	KH
Decorative panel	DP
Air distribution box	OSD-200 VE-125
Outdoor grill	LD-125